



What makes you special?

click here



Jump | Free Trial Issue

Search  Quote

Select Section

Go

HOME PAGE FOR THE WORLD'S BUSINESS LEADERS

Insider Trading  
**StreetTalk**  
with **Bob Lenzner**

MEMBERSHIP/LOG-IN

HOME BUSINESS TECHNOLOGY MARKETS ENTREPRENEURS WORK PERSONAL FINANCE LIFESTYLE **LISTS** OPINIONS

Home > Lists > Best Small Places > Sort the List

## Best Small Places For Business

Page 1

RANK	METRO AREA	-----RANKS-----				POPULATION
		COST OF DOING BUSINESS <sup>1</sup>	JOB GROWTH <sup>2</sup>	EDUCATIONAL ATTAINMENT <sup>3</sup>		
1	Sioux Falls SD	3	66	31	205,400	
2	Las Cruces NM	7	19	56	189,500	
3	Fargo ND	45	41	24	183,000	
4	Bismarck ND	19	38	34	98,900	
5	Morgantown WV	52	14	27	113,600	
6	Rapid City SD	13	75	49	118,400	
7	Rochester MN	112	67	17	177,400	
8	St. George UT	59	1	70	114,600	
9	Johnson City TN	51	55	92	188,700	
10	Logan UT	91	12	22	111,100	
11	Billings MT	39	20	30	145,100	
12	Bloomington IN	27	104	18	179,500	
13	Iowa City IA	36	43	5	138,200	
14	Bowling Green KY	11	36	46	110,500	
15	State College PA	94	82	8	141,300	
16	Columbia MO	57	44	6	152,800	
17	Ithaca NY	138	69	1	100,900	
18	Missoula MT	43	35	15	100,000	
19	Waterloo IA	56	95	50	161,400	
20	Auburn AL	14	17	21	121,600	
21	Greenville NC	15	108	36	162,600	
22	Cheyenne WY	2	39	45	85,400	
23	Pocatello ID	68	71	42	83,100	
24	Grand Junction CO	61	24	63	127,900	
25	Flagstaff AZ	62	65	20	125,400	
26	Santa Fe NM	164	51	10	140,600	

ADVERTISEMENT

See how we make it easy

We ship to Australia



See how we make it easy

27	Appleton WI	93	111	58	214,700
28	Grand Forks ND	77	60	39	95,900
29	Olympia WA	156	26	23	227,800
30	College Station TX	74	56	13	192,800

Page 1 <sup>1</sup>Index based on cost of labor, energy, taxes and office space.<sup>2</sup>5-year annualized figures.<sup>3</sup>Share of Population over age 25 with a bachelor's degree or higher.Sources: *Economy.com*; *Sperling's BestPlaces*.

---

[SITEMAP](#) [HELP](#) [CONTACT FORBES.COM](#) [INVESTMENT NEWSLETTERS](#) [FORBES CONFERENCES](#) [FORBES MAGAZINES](#)

[Ad Information](#) [Forbes.com Wireless](#) [RSS](#) [XML](#) [Reprints/Permissions](#) [Subscriber Services](#)  
 © Forbes.com Inc.™ All Rights Reserved [Privacy Statement](#) [Terms, Conditions and Notices](#)

Delivered By



Tested By



Market Data By



Stock quotes are delayed at least 15 minutes for Nasdaq, at least 20 minutes for NYSE/AMEX. U.S. indexes are delayed at least 15 minutes with the exception of Nasdaq, Dow Jones Industrial Average and S&P 500 which are 2 minutes delayed. Disclaimer Forbes 40 Index powered by Telemet. News may include latest headlines from Reuters. Exchange trademark and copyright notices.

Powered By





Forbes.com Newsletters  
Sign Up Today >



Jump | Free Trial Issue

Search Quote

Select Section

Go

HOME PAGE FOR THE WORLD'S BUSINESS LEADERS



MEMBERSHIP/LOG-IN

HOME BUSINESS TECHNOLOGY MARKETS ENTREPRENEURS WORK PERSONAL FINANCE LIFESTYLE **LISTS** OPINIONS

Home > Lists > Best Small Places > Sort the List

## Best Small Places For Business

ADVERTISEMENT

Page 2

-----RANKS-----					
RANK	METRO AREA	COST OF DOING BUSINESS <sup>1</sup>	JOB GROWTH <sup>2</sup>	EDUCATIONAL ATTAINMENT <sup>3</sup>	POPULATION
31	Athens GA	63	70	16	176,200
32	Charlottesville VA	135	54	7	182,200
33	Coeur d'Alene ID	113	3	89	125,800
34	Kennewick WA	103	13	48	217,600
35	Idaho Falls ID	159	8	41	112,300
36	Dover DE	26	15	100	140,200
37	Burlington VT	157	93	12	205,300
38	Bend OR	80	4	35	138,800
39	Winchester VA	82	31	103	114,700
40	Lafayette IN	53	142	19	183,400
41	Kingston NY	141	132	37	182,600
42	Barnstable Town MA	176	81	14	230,600
43	Fort Walton Beach FL	155	6	43	184,900
44	Cleveland TN	50	98	145	108,600
45	Burlington NC	23	172	88	139,800
46	Jefferson City MO	34	109	71	144,000
47	Warner Robins GA	64	22	78	126,700
48	Farmington NM	12	34	163	127,200
49	Sebastian FL	143	18	51	126,100
50	Bloomington IL	107	128	9	159,600
51	Jonesboro AR	29	115	105	112,400
52	Tuscaloosa AL	33	87	55	196,300
53	Harrisonburg VA	116	53	53	112,500
54	Great Falls MT	31	73	66	79,700
55	Casper WY	4	16	81	69,100
56	Napa CA	174	50	33	133,200

57	<a href="#">Hattiesburg MS</a>	48	84	47	131,500
58	<a href="#">Corvallis OR</a>	9	99	2	80,000
59	<a href="#">Lawton OK</a>	5	80	87	110,400
60	<a href="#">Lawrence KS</a>	40	89	4	103,300

Page 2 ▾

<sup>1</sup>Index based on cost of labor, energy, taxes and office space.<sup>2</sup>5-year annualized figures.<sup>3</sup>Share of Population over age 25 with a bachelor's degree or higher.Sources: *Economy.com*; *Sperling's BestPlaces*.

**Forbes**  
.com  
**Attaché**

**Let It Work  
For You  
Start Now >**

**Sign Up  
Today >**

**Forbes**  
.com  
**Attaché**

[SITMAP](#)
[HELP](#)
[CONTACT FORBES.COM](#)
[INVESTMENT NEWSLETTERS](#)
[FORBES CONFERENCES](#)
[FORBES MAGAZINES](#)

Ad Information [Forbes.com Wireless](#) [RSS](#) [XML](#) [Reprints/Permissions](#) [Subscriber Services](#)  
© Forbes.com Inc.™ All Rights Reserved [Privacy Statement](#) [Terms, Conditions and Notices](#)

Delivered By  Tested By  Market Data By 



**Fine-Tune Your Business  
and World News**

**XML RSS Feeds**

**Forbes.com**

Jump | Free Trial Issue

Select Section

Search Quote

MEMBERSHIP/LOG-IN

U.S. | EUROPE | ASIA

HOME PAGE FOR THE WORLD'S BUSINESS LEADERS

Finance StreetTalk with Bob Lenzner 

HOME BUSINESS TECHNOLOGY MARKETS ENTREPRENEURS WORK PERSONAL FINANCE LIFESTYLE **LISTS** OPINIONS

[Home](#) > [Lists](#) > [Best Small Places](#) > [Sort the List](#)


## Best Small Places For Business

ADVERTISEMENT

Page 3

-----RANKS-----					
RANK	METRO AREA	COST OF DOING BUSINESS <sup>1</sup>	JOB GROWTH <sup>2</sup>	EDUCATIONAL ATTAINMENT <sup>3</sup>	POPULATION
61	<a href="#">Pittsfield MA</a>	170	120	32	132,500
62	<a href="#">Lebanon PA</a>	132	45	137	125,200
63	<a href="#">Abilene TX</a>	66	90	79	159,400
64	<a href="#">Bellingham WA</a>	165	11	28	183,200
65	<a href="#">Blacksburg VA</a>	85	116	25	151,300
66	<a href="#">Greeley CO</a>	95	27	62	222,100
67	<a href="#">Gainesville GA</a>	46	64	98	165,500
68	<a href="#">Elizabethtown KY</a>	16	47	144	110,500
69	<a href="#">Longview TX</a>	67	49	122	201,900
70	<a href="#">Medford OR</a>	81	33	59	195,200
71	<a href="#">Wheeling WV</a>	75	106	146	149,300
72	<a href="#">Prescott AZ</a>	150	7	69	199,100
73	<a href="#">Pueblo CO</a>	60	131	96	151,600
74	<a href="#">Bangor ME</a>	168	96	75	148,700
75	<a href="#">Dubuque IA</a>	114	97	65	91,100
76	<a href="#">Champaign IL</a>	119	138	11	216,500
77	<a href="#">Tyler TX</a>	122	52	54	188,900
78	<a href="#">Sheboygan WI</a>	79	130	102	114,500
79	<a href="#">St. Cloud MN</a>	139	92	67	180,400
80	<a href="#">Owensboro KY</a>	1	147	130	111,600
81	<a href="#">La Crosse WI</a>	118	119	40	129,300
82	<a href="#">Columbus IN</a>	55	152	64	73,600
83	<a href="#">Oshkosh WI</a>	120	121	52	160,200
84	<a href="#">Texarkana TX</a>	32	91	138	133,200
85	<a href="#">Glens Falls NY</a>	152	76	90	128,800
86	<a href="#">Ames IA</a>	78	141	3	81,200

87	Midland TX	126	28	38	122,200
88	Waco TX	111	85	86	224,100
89	Valdosta GA	24	23	108	125,000
90	Wausau WI	71	86	101	128,500

Page 3 



<sup>1</sup>Index based on cost of labor, energy, taxes and office space.

<sup>2</sup>5-year annualized figures.

<sup>3</sup>Share of Population over age 25 with a bachelor's degree or higher.

Sources: *Economy.com*; *Sperling's BestPlaces*.



Sports Isn't  
Just About  
the Game,  
It's BIG  
Business



## Featured Photo Galleries

Zoom-in and see slideshows



2005 Jaguar S-Type



2005 Jaguar XJR



2005 Jaguar XKR

**Forbes**  
AUTOS  
com

**Forbes**  
com  
U.S. | EUROPE | ASIA

Jump | Free Trial Issue

Search Quote

Select Section

Go

HOME PAGE FOR THE WORLD'S BUSINESS LEADERS

Subscribe to  
**Forbes Magazine**  
Only \$1.17 / issue

MEMBERSHIP/LOG-IN

HOME BUSINESS TECHNOLOGY MARKETS ENTREPRENEURS WORK PERSONAL FINANCE LIFESTYLE **LISTS** OPINIONS

Home > Lists > Best Small Places > Sort the List

## Best Small Places For Business


ADVERTISEMENT

Page 4

-----RANKS-----


RANK	METRO AREA	COST OF DOING BUSINESS <sup>1</sup>	JOB GROWTH <sup>2</sup>	EDUCATIONAL ATTAINMENT <sup>3</sup>	POPULATION
91	Eau Claire WI	131	83	57	153,800
92	Hot Springs AR	37	72	106	93,100
93	Florence AL	20	154	113	142,300
94	Terre Haute IN	54	159	110	169,000
95	Springfield IL	110	150	26	205,900
96	Muncie IN	47	177	72	117,400
97	Macon GA	41	129	91	229,400
98	Anniston AL	6	100	135	112,500
99	Morristown TN	49	112	170	131,100
100	Dothan AL	28	113	123	135,600
101	Fond du Lac WI	76	118	112	99,400
102	Topeka KS	35	151	44	228,600
103	Sioux City IA	38	166	94	143,500
104	Salisbury MD	161	37	82	116,500
105	Jackson TN	69	133	73	110,700
106	Goldsboro NC	10	156	139	115,200
107	Panama City FL	147	21	107	161,500
108	Chico CA	175	78	60	216,100
109	Myrtle Beach SC	130	30	93	222,100
110	Fairbanks AK	140	29	29	87,100
111	Wenatchee WA	100	77	77	105,300
112	Racine WI	108	143	76	195,100
113	Pine Bluff AR	30	135	154	106,300
114	Alexandria LA	58	79	132	147,400
115	Yuma AZ	151	2	173	180,300
116	Michigan City IN	42	165	156	109,900

117	Cumberland MD	127	46	162	101,200
118	Jacksonville NC	18	107	147	154,900
119	Redding CA	177	58	120	180,800
120	Decatur AL	17	153	128	148,200

Page 4 <sup>1</sup>Index based on cost of labor, energy, taxes and office space.<sup>2</sup>5-year annualized figures.<sup>3</sup>Share of Population over age 25 with a bachelor's degree or higher.Sources: *Economy.com*; *Sperling's BestPlaces*.



**Let It Work  
For You**

Sign Up  
Today >


[SITEMAP](#) [HELP](#) [CONTACT FORBES.COM](#) [INVESTMENT NEWSLETTERS](#) [FORBES CONFERENCES](#) [FORBES MAGAZINES](#)


Ad Information [Forbes.com Wireless](#) [RSS](#) [XML](#) [Reprints/Permissions](#) [Subscriber Services](#)  
 © Forbes.com Inc.™ All Rights Reserved [Privacy Statement](#) [Terms, Conditions and Notices](#)


Delivered By  Tested By  Market Data By 



**StreetTalk**  
with **Bob Lenzner**

**WATCH STREET TALK NOW >**






**Forbes**  
U.S. | EUROPE | ASIA

Jump | Free Trial Issue

HOME PAGE FOR THE WORLD'S BUSINESS LEADERS

Watch Now!



**StreetTalk**  
with **Bob Lenzner**

MEMBERSHIP/LOG-IN

HOME BUSINESS TECHNOLOGY MARKETS ENTREPRENEURS WORK PERSONAL FINANCE LIFESTYLE **LISTS** OPINIONS

Home > Lists > Best Small Places > Sort the List

## Best Small Places For Business

ADVERTISEMENT

Page 5

-----RANKS-----

RANK	METRO AREA	COST OF DOING BUSINESS <sup>1</sup>	JOB GROWTH <sup>2</sup>	EDUCATIONAL ATTAINMENT <sup>3</sup>	POPULATION
121	Sherman TX	102	158	111	116,600
122	Brunswick GA	73	59	85	99,400
123	Kankakee IL	70	157	143	107,800
124	Parkersburg WV	123	102	148	163,100
125	Albany GA	25	124	129	163,200
126	Rocky Mount NC	22	169	158	146,100
127	Williamsport PA	124	149	142	118,800
128	Rome GA	98	63	131	94,700
129	Wichita Falls TX	87	122	83	148,400
130	Lewiston ME	167	127	150	107,900
131	Elkhart IN	117	103	136	193,200
132	Johnstown PA	162	136	160	148,900
133	Madera CA	179	5	174	142,100
134	Anderson IN	86	167	151	130,800
135	Lewiston WA	148	114	95	59,100
136	Joplin MO	97	117	124	165,500
137	Mount Vernon WA	153	48	74	113,700
138	Carson City NV	134	74	99	58,100
139	Kokomo IN	44	179	109	101,700
140	Altoona PA	144	101	155	127,700
141	Janesville WI	121	134	115	157,300
142	Ocean City NJ	172	88	61	101,100
143	Elmira NY	137	175	97	89,700
144	Monroe LA	106	110	68	171,800
145	Odessa TX	128	61	171	126,500
146	Anderson SC	101	171	126	175,200

Forbes.com Newsletters  
Sign Up Today >

**Forbes**  
Newsletters

**Forbes**  
U.S. | EUROPE | ASIA

Jump | Free Trial Issue

Search Quote

Select Section

Go

HOME PAGE FOR THE WORLD'S BUSINESS LEADERS



MEMBERSHIP/LOG-IN

HOME BUSINESS TECHNOLOGY MARKETS ENTREPRENEURS WORK PERSONAL FINANCE LIFESTYLE **LISTS** OPINIONS

Home > Lists > Best Small Places > Sort the List

## Best Small Places For Business


ADVERTISEMENT

Page 6

-----RANKS-----

RANK	METRO AREA	COST OF DOING BUSINESS <sup>1</sup>	JOB GROWTH <sup>2</sup>	EDUCATIONAL ATTAINMENT <sup>3</sup>	POPULATION
151	Lake Charles LA	99	105	118	195,500
152	Florence SC	84	160	116	199,200
153	Weirton WV	90	161	172	126,800
154	Gadsden AL	21	146	161	103,500
155	Hinesville GA	104	10	165	74,000
156	St. Joseph MO	96	62	119	122,400
157	Decatur IL	83	176	114	110,700
158	Battle Creek MI	149	123	125	139,300
159	Niles MI	136	178	84	163,300
160	Houma LA	115	42	168	199,600
161	Vineland NJ	169	68	175	152,500
162	Danville VA	88	174	176	108,200
163	Hanford CA	173	40	178	145,500
164	Pascagoula MS	109	168	134	157,500
165	Jackson MI	146	163	121	164,200
166	El Centro CA	171	32	179	156,500
167	Lima OH	89	145	159	107,000
168	Danville IL	65	164	169	82,500
169	Muskegon MI	158	94	157	175,300
170	Springfield OH	125	173	141	142,900
171	Mansfield OH	72	155	167	127,800
172	Monroe MI	166	125	152	154,300
173	Yuba City CA	178	57	166	154,100
174	Bay City MI	160	162	153	109,600
175	Sumter SC	92	140	133	106,400
176	Victoria TX	129	144	140	114,600

177	<a href="#">Sandusky OH</a>	133	137	117	79,100
178	<a href="#">Saginaw MI</a>	154	170	127	209,300
179	<a href="#">Longview WA</a>	145	148	164	97,100

Page 6 



<sup>1</sup>Index based on cost of labor, energy, taxes and office space.

<sup>2</sup>5-year annualized figures.

<sup>3</sup>Share of Population over age 25 with a bachelor's degree or higher.

Sources: *Economy.com*; *Sperling's BestPlaces*.

Powered By  CNET.com

**HOT PRODUCTS**  
On Forbes.com

New Reviews  
Editor's Picks  
and Most Popular  
Lists!



Check Out the Latest in  
Personal Technology >>

**HOT PRODUCTS**  
On Forbes.com

Powered By  CNET.com

[SITEMAP](#) [HELP](#) [CONTACT FORBES.COM](#) [INVESTMENT NEWSLETTERS](#) [FORBES CONFERENCES](#) [FORBES MAGAZINES](#)

Ad Information Forbes.com Wireless RSS  Reprints/Permissions Subscriber Services  
© Forbes.com Inc.™ All Rights Reserved Privacy Statement Terms, Conditions and Notices

Delivered By  Tested By  Market Data By 